

Introduction to BluMor

AI-Led Data Intelligence



AI Powered Insights



End-to-End Visibility



Actionable Savings

TABLE OF CONTENTS

1. Introduction to BluMor
2. BluMor as a Service
3. Our Approach
4. Data Security & Compliance
5. BluMor Intelligence Dashboards
6. Benefits of using BluMor
7. Why Choose BluMor
8. Getting Started with BluMor
9. Real Results For Global Leaders

1. INTRODUCTION TO BLUMOR

What is BluMor



Gain Full Business Insights - Boost Efficiency & Optimize Costs

BluMor is YCP Supply Chain's AI-powered analytics platform that turns fragmented data into actionable insights.



Why BluMor

BluMor eliminates the visibility gaps that drain profits, turning fragmented data into a competitive advantage for smarter, faster decision-making.



The Problem We Solve

BluMor addresses business challenges by delivering:

- Real-time operational & data visibility
- Automated data collection and cleansing
- AI-driven insights for savings and risk mitigation
- Improved compliance and governance



What Makes BluMor Different

- AI-powered auto-classification using NLP and ML
- Flexible support for standard and custom taxonomies
- Rapid deployment across global operations
- Real-time, executive-ready analytics




Who BluMor is Built for


BluMor is the enterprise-grade analytics solution built for CPOs and Global 2000 leaders to drive strategic procurement and finance.


2. BLUMOR AS A SERVICE


BluMor provides industry-specific, custom analytics that bridge the gap between procurement, finance and operations.

BluMor Offerings

- 

Spend Intelligence
Automate cleansing for spend visibility
- 


Savings Optimization
Identify opportunities and maximize value.
- 


Operational Control
Optimize performance and track leakage.
- 


Market Intelligence
Benchmark, monitor and stay ahead.




Business Impact

- 

Lower Costs
Unlock significant savings potential.
- 

Higher Efficiency
Streamline operations and reduce waste.
- 

Reduced Risk
Minimize leakage and strengthen compliance.
- 

Faster Decisions
Make smarter decisions with confidence.

3. OUR APPROACH

BluMor utilizes a robust, multi-stage implementation process to transform raw data into a unified analytics layer.



Data Consolidation:

- Aggregating information from ERP systems, procurement platforms and spreadsheets.



Data Cleansing:

- Sanitizing inputs to ensure high-quality data integrity.



Classification & Enrichment:

- Using AI-powered NLP and ML for auto-classification and mapping to standard or custom taxonomies.



Insight Generation:

- Converting processed data into actionable, executive-ready analytics.

4. DATA SECURITY & COMPLIANCE



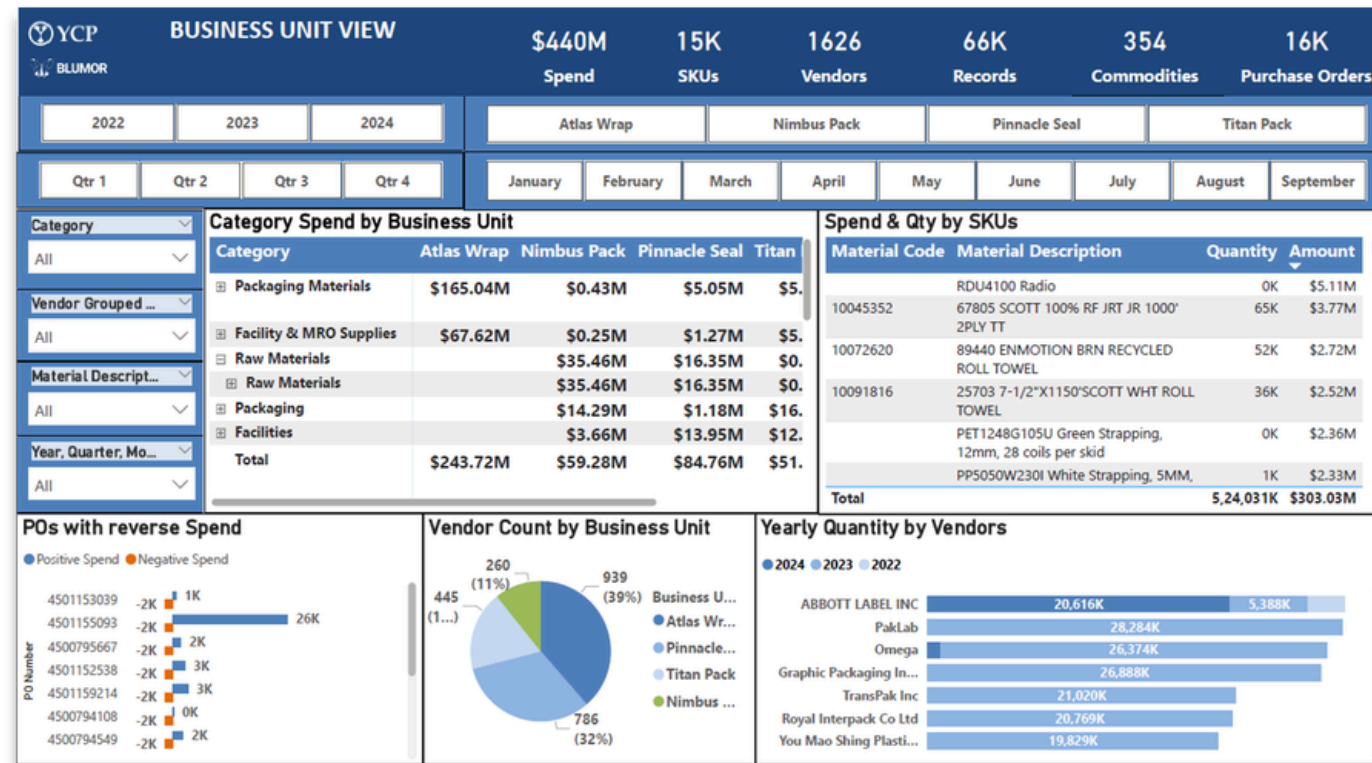
5. BLUMOR INTELLIGENCE DASHBOARDS



Drive strategic outcomes through unified business insight interfaces.



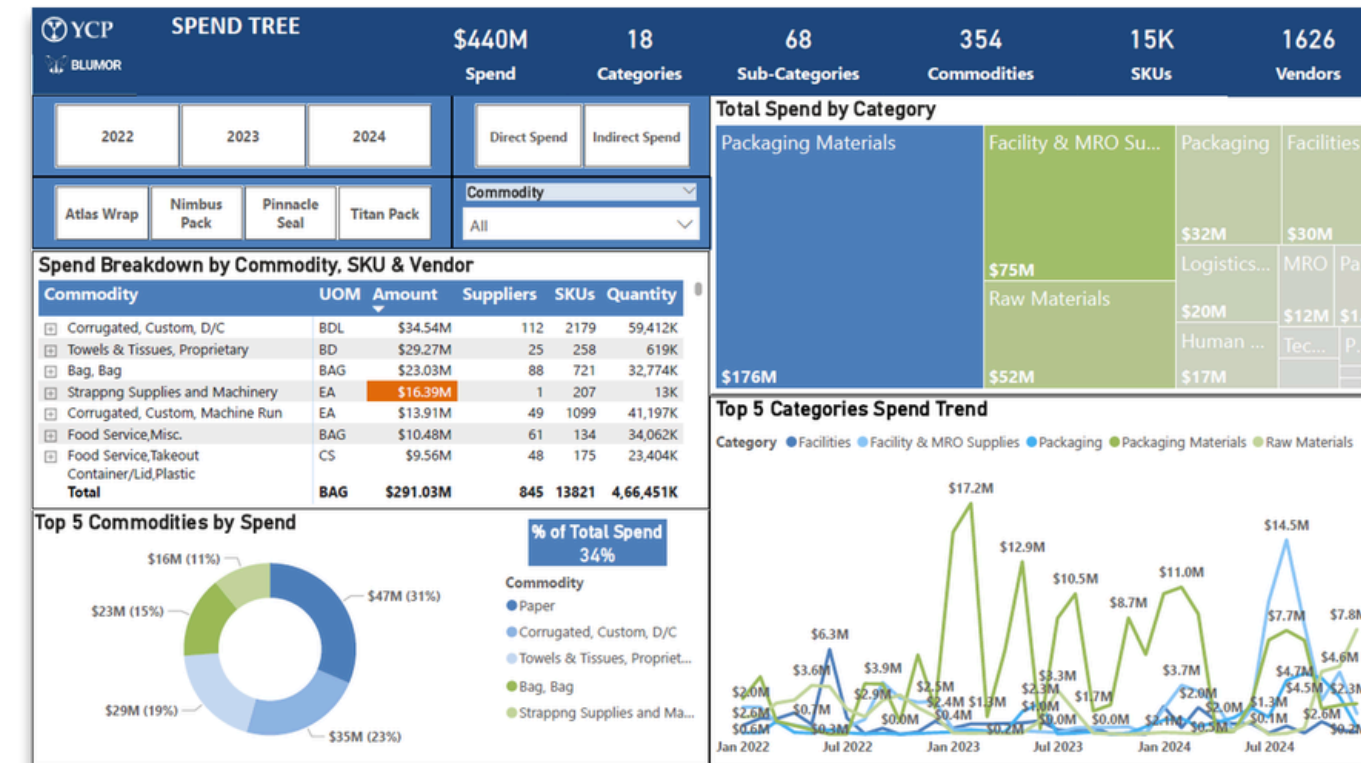
SPEND DASHBOARD



BUSINESS UNIT VIEW



TREND ANALYSIS



SPEND TREE

6. BENEFITS OF USING BLUMOR

Implementing BluMor provides enterprise leaders with a strategic competitive advantage by eliminating visibility gaps that drain profits.



Increased Sustainable Profitability:

- Boosting efficiency and cutting costs through deep business intelligence.



Automated Data Accuracy:

- Ensuring master data integrity through AI-driven cleansing and self-learning insights.



Proactive Risk Mitigation:

- Tracking pricing volatility and supplier concentration to minimize external threats.



Unified Global Visibility:

- Rapidly deploying a single source of truth across global operations.



Strategic Decision-Making:

- Providing prescriptive intelligence and real-time savings identification for CPOs and finance leaders.

7. WHY CHOOSE BLUMOR



01

Fortune 500
Trusted Partner



02

Top-Ranked Asia-
Pacific Consulting



03

Vault #9
Best Firm



04

Global Office
Network



05

Full End-to-End
Implementation



8. GETTING STARTED WITH BLUMOR

Ready to transform your procurement data into a strategic powerhouse?


STEP 1



Strategic Discovery

Audit data landscapes, align stakeholders & define key objectives.

STEP 2



Rapid Data Ingestion

Integrate existing systems into one unified and secure environment.

STEP 3



AI-Driven Transformation

Cleanse & classify complex data into clear, actionable taxonomies.

STEP 4



Launch Decision Engine

Deploy real-time dashboards to uncover savings opportunities.

STEP 5



Empowerment & Scaling

Provide the tools & training to ensure long-term operational growth.

9. REAL RESULTS FOR GLOBAL LEADERS



Driving P&L Impact Through Visualization

A world-leading produce marketer managing 43 business units across Asia struggled with decentralized spend data and inconsistent formats. BluMor stepped in to unify this "data wilderness" into a single, dynamic Spend & Saving Dashboard.

The results were undeniable: \$20M in total savings achieved, with \$13M directly impacting the P&L. BluMor didn't just find savings; it created a culture of accountability and agility.



Scaling Confidence at Speed

A multinational food company with over 900 stores faced a lack of SKU classification that blinded its sourcing decisions. BluMor's ML-powered engine was deployed to automate a massive data ingestion process.

BluMor delivered a centralized dataset of 9 million transactions and achieved 100% SKU-level classification across 21,000 SKUs. Most crucially, it slashed the data refresh cycle from 4 weeks to just 10 days, boosting executive confidence and transforming how strategic decisions are made at scale.



STOP GUESSING, START SAVING

Don't let hidden inefficiencies drain your bottom line.
Join the ranks of Global leaders who have mastered their spend
with YCP BluMor.

Book Your Personalized Demo Today!

